

ID-Nr. 40570
Model GAP.110.150



Function / construction:

- Required occupational exposure limits are maintained
- Avoidance of dangerous explosive atmosphere
- Testing of the air equipment according to EN 14175 Part 3 (5.4.4)
- Maximum user safety
- Robust construction made of chemically resistant, anodised aluminium profiles
- Transparent side panes made from 5 mm (toughened safety glass)
- Highly effective capturing of hazardous materials inside the work station through special fresh air curtain technology
- Prepared for connection to the on-site exhaust air system and for electrical supply (230 V / 50 Hz)
- For mounting on existing working surfaces

Standard equipment

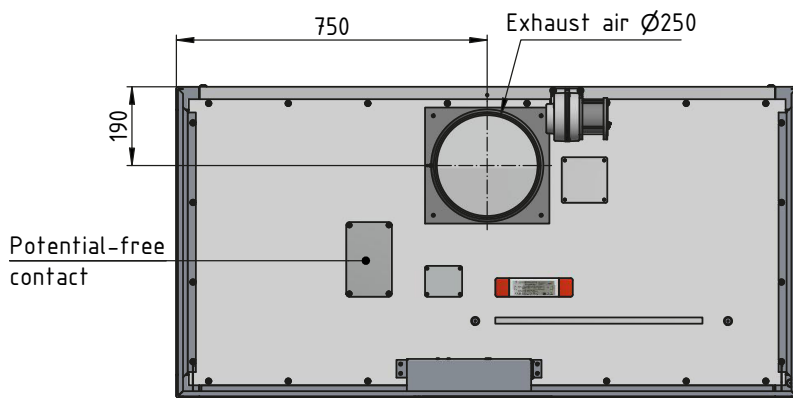
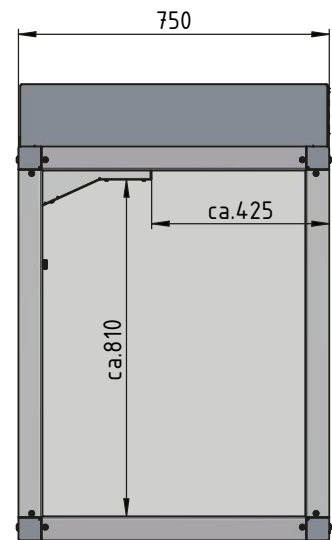
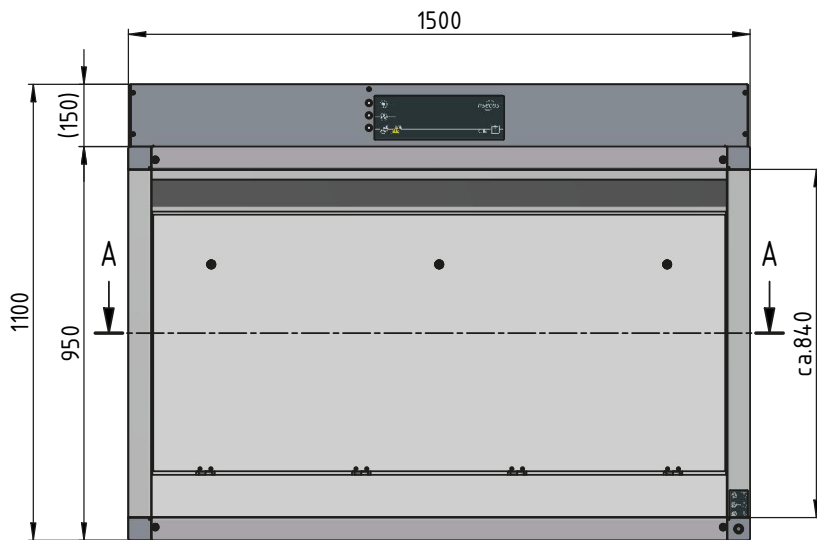
- Melamine resin coated rear wall
- Exhaust and fresh air monitoring with visual and audible alarm
- Interior lighting arranged anti-glare (LED 4000 K neutral white, 500 lux on the work surface)
- Transparent side walls
- Opaque, fold-away deflector
- Potential-free switching contact 4-pole (max.400V/25A)
- Power cord 3m

Accessories

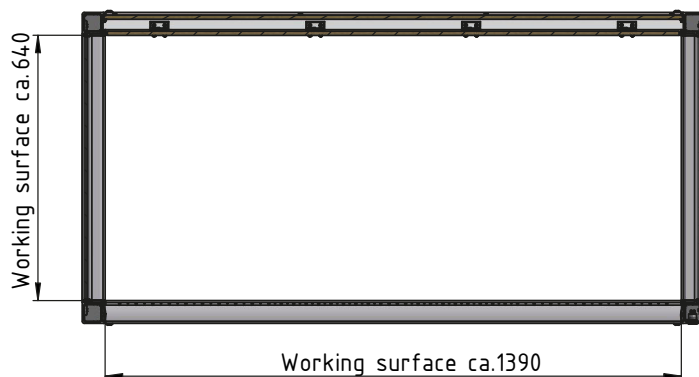
- Transparent, fold-away deflector
- Working surfaces either melamine resin coated, made from stainless steel or ceramic
- Media ducts
- Support frames
- Media supplies (gas, water, air)

Technical data

External dimensions (mm)		Work height (mm)	
Height (external)	1100	Work height sitting	720
Height with support frame for sitting work	1785	Work height standing	900
Height with support frame for standing work	1965		
Width (external)	1500	Weight (kg)	
Depth (external)	750	Weight	84.80 kg
Internal dimensions (mm)		Further information	
Clear height	810	Amount of air ducts	1 piece
Width (internal)	1465	Nominal volume flow	660 m³/h
Depth (internal)	650	Differential pressure per air duct	77 Pa
		Noise level (approx.)	36.0 dB
		Frequency	50 Hz
Usable work surface (mm)		Power consump. in operation	70 W
Width usable work surface	1390	Max. current consumption	0.3 A
Depth usable work surface with media duct	530	Nominal voltage	230 V
Depth usable work surface	640		
Max. charge of the working surface	3000 N/m²		



A-A



Isometric

