



Safety storage cabinet S-PHOENIX Vol.2-90
Model S90.196.060.FDACR, laboratory white (sim. RAL 9016)

Safe and approved storage of flammable hazardous substances in working areas

Function / construction:

- **Robust construction and longevity:** triple hinged door, body made of powder-coated sheet steel, safety elements assembled outside the cabinet for increased protection against corrosion
- **Space saving folding door:** less required space in front of the cabinet while door is open
- **User-friendly and safe:** door open arrest system (standard), convenient and safe removal or storage of containers
- **Always closed:** serial automatic door closing (TSA) releases arrested door after approx. 60 seconds; acoustic and visual signal before closing
- **No unauthorised use:** door lockable with profile cylinder (integration in an existing locking system possible)
- **Easy alignment:** adjusting aids to compensate for uneven floor
- **Ventilation:** integrated air ducts ready for connection (DN 75) to a technical exhaust system

Dimensions

Width (external)	596.00 mm
Depth (external)	616.00 mm
Height (external)	1968.00 mm
Width (internal)	450.00 mm
Depth (internal)	524.00 mm
Height (internal)	1742.00 mm

The available internal dimensions can vary depending on the interior equipment package.

Weight / Load

Weight without interior equipment	260 kg
Distributed load	893.00 kg/m ²
Maximum load	600 kg

Ventilation

Extraction air	75 DN
Minimum exhaust air quantity 10 times	4 m ³ /h
Differential pressure (10 times air change)	5 Pa

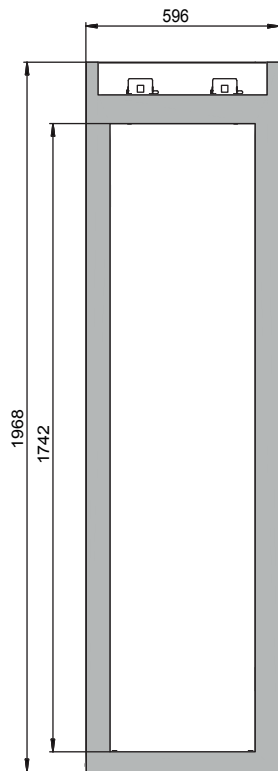
Colouring / Surface finish

Body colour code	
Body colour	Laboratory white (sim. RAL 9016)
Body surface finish	plain
Door / Drawer colour code	
Door / Drawer colour	Laboratory white (sim. RAL 9016)
Door / Drawer surface finish	plain

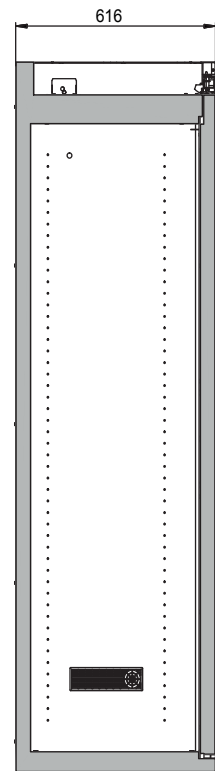
General Information

Number of doors	1
Door opening angle	93.00°
Interior grid dimension	32 mm
Depth with open doors	931 mm
Customs tariff number	94032080

Front view



Side view



Top view

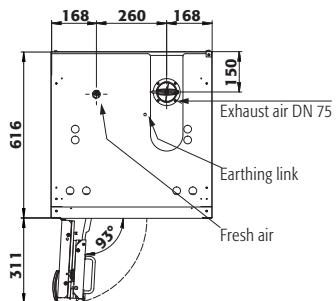


Diagram shows left-hinged door. Dimensions are identical for a right-hinged fitting.